

U.S. Department of Justice

ITEM	ALL BOP		Drug Law Violators							
			U.S. Citizens				Non-Citizens			
			High Level		Low Level		High Level		Low Level	
			#	%	#	%	#	%	#	%
Crack.....	2,600	4.8	959	5.9	343	5.3	49	1.0	39	1.1
Heroin/Opiates..	4,962	9.2	1,718	10.6	267	4.1	55	1.1	48	1.4
All Other.....	7,071	13.1	2,608	16.1	809	12.5	26	0.5	41	1.2
3. Past Treatment for Drug Use										
Yes.....	6,937	12.8	2,694	16.7	776	11.9	71	1.4	21	0.6
4. Alcohol										
Regularly Used. ⁴ ..	9,132	16.9	2,994	18.5	873	13.4	428	8.7	209	5.9
Under Influence of Alcohol at time of Arrest...	5,906	10.9	1,556	9.6	416	6.4	322	6.6	266	7.5

Source: SENTRY database, Federal Bureau of Prisons

⁴For alcohol, regular use is daily or almost daily in year prior to arrest.

U.S. Department of Justice

TABLE 4: Institution Security Level and Prison Adjustment Record or High and Low-Level U.S. Citizen and Non-Citizen Drug Law Offenders, June 1993.

ITEM	ALL BOP		Drug Law Violators							
			U.S. Citizens				Non-Citizens			
			High Level		Low Level		High Level		Low Level	
			#	%	#	%	#	%	#	%
Total ¹	76,835	100.0	22,733	100.0	9,258	100.0	6,163	100.0	7,044	100.0
1991 Survey Total ²	54,006	100.0	16,166	100.0	6,502	100.0	4,900	100.0	3,535	100.0
1. Institution Security Level										
Minimum.....	17,739	25.4	5,212	24.0	5,798	69.8	344	5.9	782	13.3
Low.....	15,635	22.4	4,763	21.9	1,132	13.6	1,737	29.6	2,825	48.0
Medium.....	22,308	31.9	8,002	36.8	576	6.9	2,901	49.5	1,299	22.1
High.....	5,817	8.3	1,320	6.1	17	0.2	309	5.3	31	0.5
Administrative...	8,349	12.0	2,460	11.3	787	9.5	574	9.8	947	16.1
2. Individual Security Level										
Minimum.....	24,068	31.4	6,297	27.7	7,776	84.2	355	5.8	979	13.9
Low.....	27,679	36.1	7,765	34.2	1,167	12.6	3,358	54.5	5,743	81.6
Medium.....	16,919	22.1	6,654	29.3	265	2.9	2,049	33.3	295	4.2
High.....	8,063	10.5	2,015	8.9	26	0.3	397	6.4	24	0.3

¹Total reflects total population confined and not necessarily total response rate for each item.

²Total reflects total population confined and not necessarily total response rate for each item.

U.S. Department of Justice

ITEM	ALL BOP		Drug Law Violators							
			U.S. Citizens				Non-Citizens			
			High Level		Low Level		High Level		Low Level	
			#	%	#	%	#	%	#	%
3. Disciplinary Reports Within Last Year										
None.....	47,636	76.8	15,207	75.3	6,219	84.7	4,445	79.5	4,462	86.5
1.....	8,459	13.6	3,050	15.1	789	10.7	759	13.6	492	9.5
2 or more.....	5,969	9.6	1,950	9.7	333	4.5	388	6.9	202	3.9
4. Type of Disciplinary Report³										
None.....	44,967	72.4	14,442	71.5	6,143	83.7	4,188	74.9	4,400	85.3
200 to 400 level in last 2 years..	10,507	16.9	3,982	19.7	994	13.5	948	17.0	653	12.7
Any 100 level in last 10 years....	6,590	10.6	1,783	8.8	204	2.8	456	8.2	103	2.0
5. Prison Program Participation (1991 Survey)										
Organizations....	22,486	41.8	6,407	39.8	2,952	45.5	2,403	49.3	1,587	45.0
Education.....	31,191	58.0	9,314	57.9	3,955	61.0	3,538	72.5	2,695	76.5
Vocational Training.....	15,827	29.4	4,700	29.2	1,676	25.9	1,652	33.9	1,025	29.1
Counseling.....	6,209	11.6	1,697	10.6	570	8.8	346	7.1	334	9.5

³Disciplinary reports received by Federal offenders are classified from 100 to 400 level in terms of severity. Disciplinary reports in the 100 level are of greatest severity, while 200-level are high severity, 300-level are moderate, and 400-level are low moderate.

U.S. Department of Justice

ITEM	ALL BOP		Drug Law Violators							
			U.S. Citizens				Non-Citizens			
			High Level		Low Level		High Level		Low Level	
			#	%	#	%	#	%	#	%
Furloughs.....	2,586	4.8	801	5.0	768	11.9	56	1.1	46	1.3
6. Family Contact Weekly or More Often (1991 Survey)										
Telephone.....	18,612	45.7	6,104	49.1	2,835	48.7	1,624	40.7	854	30.9
Mail.....	15,597	38.4	4,893	39.5	2,117	43.8	1,588	40.0	949	34.6
Visiting.....	2,570	6.3	801	6.5	417	6.6	223	5.6	183	6.6

Source: SENTRY database, Federal Bureau of Prisons

U.S. Department of Justice

TABLE 5: MANDATORY MINIMUM SENTENCE LENGTH IN MONTHS BY CITIZENSHIP						
MONTHS	NON-CITIZEN		CITIZEN		ROW TOTAL	
	Number	Col. Percent	Number	Col. Percent	Number	Col. Percent
No Mandatory Minimum	111	36.51	142	30.67	253	32.99
12-Months	0	0.00	2	0.43	2	0.26
60-Months	90	29.61	161	34.77	251	32.72
120-Months	99	32.57	151	32.61	250	32.59
180-Months	1	0.33	0	0.00	1	0.13
240-Months	2	0.66	4	0.86	6	0.78
360-Months	0	0.00	1	0.22	1	0.13
Life	0	0.00	1	0.22	1	0.13
Missing	1	0.33	1	0.22	2	0.26
Totals	304	39.63	463	60.37	767	100.0

Sources: Sentence Monitoring database, U.S. Sentencing Commission
 SENTRY database, Federal Bureau of Prisons

U.S. Department of Justice

TABLE 6: CRIMINAL HISTORY CATEGORY BY CITIZENSHIP

C.H. CATEGORY	NON-CITIZEN		CITIZEN		ROW TOTAL	
	Number	Col. Percent	Number	Col. Percent	Number	Col. Percent
I	284	93.42	396	85.53	680	88.66
II	12	3.95	45	9.72	57	7.43
III	8	2.63	19	4.10	27	3.52
IV	0	0.00	2	0.43	2	0.26
Missing	0	0.00	1	0.22	1	0.13
Totals	304	39.63	463	60.37	767	100.0

Sources: Sentence Monitoring database, U.S. Sentencing Commission
 SENTRY database, Federal Bureau of Prisons

U.S. Department of Justice

TABLE 7: CRIMINAL HISTORY POINTS BY CITIZENSHIP

POINTS	NON-CITIZEN		CITIZEN		ROW TOTAL	
	Number	Col. Percent	Number	Col. Percent	Number	Col. Percent
0	264	86.84	334	72.14	598	77.97
1	20	6.58	62	13.39	82	10.69
2	4	1.32	17	3.67	21	2.74
3	8	2.63	28	6.05	36	4.69
4	6	1.97	8	1.73	14	1.83
5	1	0.33	11	2.38	12	1.56
6	1	0.33	0	0.00	1	0.13
7	0	0.00	0	0.00	0	0.00
8	0	0.00	2	0.43	2	0.26
Missing	0	0.00	1	0.22	1	0.13
Totals	304	39.63	463	60.37	767	100.0

Sources: Sentence Monitoring database, U.S. Sentencing Commission
 SENTRY database, Federal Bureau of Prisons

U.S. Department of Justice

TABLE 8: CONVICTION UNDER 18 § 924(C) BY CITIZENSHIP						
924(c)	NON-CITIZEN		CITIZEN		ROW TOTAL	
	Number	Col. Percent	Number	Col. Percent	Number	Col. Percent
No	301	99.01	459	99.14	760	99.09
Yes	3	0.99	4	0.86	7	0.91
Totals	304	39.63	463	60.37	767	100.0

Sources: Sentence Monitoring database, U.S. Sentencing Commission
 SENTRY database, Federal Bureau of Prisons

U.S. Department of Justice

TABLE 9: SECONDARY OFFENSE BY CITIZENSHIP

OFFENSE	NON-CITIZEN		CITIZEN		ROW TOTAL	
	Number	Col. Percent	Number	Col. Percent	Number	Col. Percent
Drugs: Trafficking	297	97.70	450	97.19	747	97.39
Drugs: Comm. Facl.	5	1.64	4	0.86	9	1.17
Drugs: Possession	0	0.00	2	0.43	2	0.26
Tax	1	0.33	3	0.65	4	0.52
Money Laundering	1	0.33	0	0.00	1	0.13
Racketeering	0	0.00	2	0.43	2	0.26
Admininstr- tion of Justice	0	0.00	2	0.43	2	0.26
Totals	304	39.63	463	60.37	767	100.0

Sources: Sentence Monitoring database, U.S. Sentencing Commission
 SENTRY database, Federal Bureau of Prisons

TABLE 10: NUMBER OF DEFENDANTS WITH ANY PRIOR ARREST, A PRIOR ARREST FOR A VIOLENT CRIME, A PRIOR ARREST FOR A DRUG CRIME OR A PRIOR ARREST FOR ANY CRIME OTHER THAN A DRUG OR A VIOLENT OFFENSE

Total Number of Prior Arrests			Number of Arrests for a Violent Offense			Number of Arrests for a Drug Offense			Number of Arrests for a Crime Other than a Drug Crime or Violent Offense		
No.	Frequency	%	No.	Frequency	%	No.	Frequency	%	No.	Frequency	%
0	505	66.7	0	699	91.1	0	630	82.1	0	601	78.4
1	105	13.9	1	41	5.3	1	80	10.4	1	88	11.5
2	48	6.3	2	18	2.3	2	22	2.9	2	36	4.7
3	33	4.4	3	5	0.7	3	16	2.1	3	15	2.0
4	20	2.6	4	2	0.3	4	12	1.6	4	14	1.8
5	17	2.2	5	1	0.1	5	3	0.4	5	7	0.9
6	8	1.1	6	-	-	6	2	0.3	6	3	0.4
7	6	0.8	7	1	0.1	7	1	0.1	7	-	-
8	2	0.3				8	-	-	8	3	0.4
9	1	0.1				9	-	-			
10	4	0.5				10	-	-			
11	3	0.4				11	1	0.1			
12	4	0.5									
13	-	-									
14	1	0.1									

Source: National Crime Information Center, FBI

TABLE 11: NUMBER OF DEFENDANTS WITH A PRIOR ARREST BY CITIZENSHIP

NUMBER OF PRIOR ARRESTS	NON-CITIZEN		CITIZEN		ROW TOTAL	
	Number	Col. Percent	Number	Col. Percent	Number	Col. Percent
0	230	76.67	275	60.18	505	66.71
1	32	10.67	73	15.97	105	13.87
2	11	3.67	37	8.10	48	6.34
3	8	2.67	25	5.47	33	4.36
4	7	2.33	13	2.84	20	2.64
5	3	1.00	14	3.06	17	2.25
6	2	0.67	6	1.31	8	1.06
7	1	0.33	5	1.09	6	0.79
8	0	0.00	2	0.44	2	0.26
9	0	0.00	1	0.22	1	0.13
10	3	1.00	1	0.22	4	0.53
11	1	0.33	2	0.44	3	0.40
12	1	0.33	3	0.66	4	0.53
13	-	-	-	-	-	-
14	1	0.33	0	0.00	1	0.13
Totals	300	39.63	457	60.37	757	100.00

Sources: National Crime Information Center, FBI SENTRY database, Federal Bureau of Prisons

NUMBER OF PRIOR ARRESTS	TABLE 12: NUMBER OF DEFENDANTS WITH A PRIOR ARREST FOR A VIOLENT OFFENSE BY CITIZENSHIP					
	NON-CITIZEN		CITIZEN		ROW TOTAL	
	Number	Col. Percent	Number	Col. Percent	Number	Col. Percent
0	289	95.07	410	88.55	699	91.13
1	6	1.97	35	7.56	41	5.35
2	6	1.97	12	2.59	18	2.35
3	1	0.33	4	0.86	5	0.65
4	1	0.33	1	0.22	2	0.26
5	0	0.00	1	0.22	1	0.13
6	-	-	-	-	-	-
7	1	0.33	0	0.00	1	0.13
Totals	304	39.63	463	60.37	767	100.00

Sources: National Crime Information Center, FBI
SENTRY database, Federal Bureau of Prisons

TABLE 13: NUMBER OF DEFENDANTS WITH A PRIOR ARREST FOR A DRUG OFFENSE BY CITIZENSHIP						
NUMBER OF PRIOR ARRESTS	NON-CITIZEN		CITIZEN		ROW TOTAL	
	Number	Col. Percent	Number	Col. Percent	Number	Col. Percent
0	267	87.83	363	78.40	630	82.14
1	19	6.25	61	13.17	80	10.43
2	4	1.32	18	3.89	22	2.87
3	3	0.99	13	2.81	16	2.09
4	8	2.63	4	0.86	12	1.56
5	3	0.99	0	0.00	3	0.39
6	0	0.00	2	0.43	2	0.26
7	0	0.00	1	0.22	1	0.13
8	-	-	-	-	-	-
9	-	-	-	-	-	-
10	-	-	-	-	-	-
11	0	0.00	1	0.22	1	0.13
Totals	304	39.63	463	60.37	767	100.00

Sources: National Crime Information Center, FBI
SENTRY database, Federal Bureau of Prisons

TABLE 14: NUMBER OF PRIOR ARRESTS, ARRESTS FOR VIOLENT OFFENSES, ARRESTS FOR DRUG OFFENSES, AND ARRESTS FOR OTHER THAN VIOLENT OR DRUG OFFENSES FOR U. S. CITIZEN DEFENDANTS WHO RECEIVED ZERO CRIMINAL HISTORY POINTS

Total Number of Prior Arrests			Number of Arrests for a Violent Offense			Number of Arrests for a Drug Offense			Number of Arrests for a Crime Other than a Drug Crime or Violent Offense		
No.	Frequency	%	No.	Frequency	%	No.	Frequency	%	No.	Frequency	%
0	232	70.73	0	302	90.69	0	285	85.59	0	272	81.68
1	46	14.02	1	21	6.31	1	34	10.21	1	39	11.71
2	19	5.79	2	7	2.10	2	8	2.40	2	8	2.40
3	11	3.35	3	3	0.90	3	4	1.20	3	5	1.50
4	6	1.83	Total	333	100.00	4	0	0.00	4	4	1.20
5	6	1.83				5	-	-	5	4	1.20
6	2	0.61				6	1	0.30	6	1	0.30
7	3	0.91				7	-	-	Total	333	100.00
8	0	0.00				8	-	-			
9	1	0.30				9	-	-			
10	1	0.30				10	-	-			
11	-	-				11	1	0.30			
12	1	0.30				Total	333	100.00			
Total	328	100.00									

Sources: National Crime Information Center, FBI SENTRY database, Federal Bureau of Prisons

U.S. Department of Justice

TABLE 15: NUMBER OF PRIOR ARRESTS, ARRESTS FOR VIOLENT OFFENSES, ARRESTS FOR DRUG OFFENSES, AND ARRESTS FOR OTHER THAN VIOLENT OR DRUG OFFENSES FOR NON-CITIZEN DEFENDANTS WHO RECEIVED ZERO CRIMINAL HISTORY POINTS

Total Number of Prior Arrests		Number of Arrests for a Violent Offense			Number of Arrests for a Drug Offense			Number of Arrests for a Crime Other than a Drug Crime or Violent Offense			
No.	Frequency	%	No.	Frequency	%	No.	Frequency	%	No.	Frequency	%
0	213	81.92	0	256	96.97	0	244	92.42	0	235	89.02
1	25	9.62	1	5	1.89	1	11	4.17	1	21	7.95
2	8	3.08	2	2	0.76	2	3	1.14	2	3	1.14
3	5	1.92	3	1	0.38	3	3	1.14	3	2	0.76
4	6	2.31	Total	264	100.00	4	3	1.14	4	2	0.76
5	1	0.38				Total	264	100.00	5	-	-
6	2	0.77							6	1	0.38
7									Total	264	100.00
8											
9											
10	0	0.00									
Total	260	100.00									

Sources: National Crime Information Center, FBI SENTRY database, Federal Bureau of Prisons

TABLE 16: FUNCTIONAL ROLE IN DRUG OFFENSE BY CITIZENSHIP

ROLE	NON-CITIZEN		CITIZEN		ROW TOTAL	
	Number	Col. Percent	Number	Col. Percent	Number	Col. Percent
High Level Dealer	14	4.68	13	2.90	27	3.61
Pilot/Boat Captain	4	1.34	4	0.89	8	1.07
Mid-Level Dealer	49	16.39	103	22.99	152	20.35
Street-Level Dealer	33	11.04	132	29.46	165	22.09
Manufacturer	1	0.33	27	6.03	28	3.75
Financier	1	0.33	0	0.00	1	0.13
Money Launderer	1	0.33	5	1.12	6	0.80
Bodyguard	2	0.67	2	0.45	4	0.54
Broker	14	4.68	17	3.79	31	4.15
Courier	72	24.08	77	17.19	149	19.95
Mule	80	26.76	30	6.70	110	14.73
Renter/Storer	4	1.34	6	1.34	10	1.34
Moneyrunner	2	0.67	1	0.22	3	0.40
Off-Loader	5	1.67	4	0.89	9	1.20
Worker/Gofer	15	5.02	19	4.24	34	4.55

Continued on next page ...

**TABLE 16: FUNCTIONAL ROLE IN DRUG OFFENSE BY CITIZENSHIP
(CONTINUED)**

ROLE	NON-CITIZEN		CITIZEN		ROW TOTAL	
	Number	Col. Percent	Number	Col. Percent	Number	Col. Percent
Enabler/ Passive	2	0.67	6	1.34	8	1.07
User Only	0	0.00	2	0.45	2	0.27
Totals	299	40.03	448	59.97	747	100.0

Source: Sentence Monitoring database, U.S. Sentencing Commission

U.S. Department of Justice

TABLE 17: DEPARTURE STATUS BY CITIZENSHIP

DEPARTURE	NON-CITIZEN		CITIZEN		ROW TOTAL	
	Number	Col. Percent	Number	Col. Percent	Number	Col. Percent
No Departure	232	79.73	315	69.23	547	73.32
Upward	0	0.00	1	0.22	1	0.13
Downward	22	7.56	15	3.30	37	4.96
Substantial Assistance	37	12.71	124	27.25	161	21.58
TOTALS	291	39.01	455	60.99	746	100.0

Sources: Sentence Monitoring database, U.S. Sentencing Commission
 SENTRY database, Federal Bureau of Prisons

TABLE 18: MITIGATING ROLE REDUCTION BY CITIZENSHIP						
ROLE REDUCTION	NON-CITIZEN		CITIZEN		ROW TOTAL	
	Number	Col. Percent	Number	Col. Percent	Number	Col. Percent
-4	62	20.39	21	4.54	83	10.82
-3	3	0.99	3	0.65	6	0.78
-2	31	10.20	63	13.61	94	12.26
None	208	68.42	376	81.21	584	76.14
Totals	304	39.63	463	60.37	767	100.0

Sources: Sentence Monitoring database, U.S. Sentencing Commission
 SENTRY database, Federal Bureau of Prisons

TABLE 19: COLLAPSED FUNCTIONAL ROLE BY DEPARTMENTURE

ROLE	NONE		UPWARD		DOWNWARD/SUBSTANTIAL ASSISTANCE		ROW TOTAL	
	Number	Row Percent	Number	Row Percent	Number	Row Percent	Number	Col. Percent
High Level	18	69.23	0	0.00	8	30.77	26	3.58
Mid Level	94	63.95	0	0.00	53	36.05	147	20.25
Money/Manufacturer	59	76.62	1	1.30	17	22.08	77	10.61
Street	130	80.25	0	0.00	32	19.75	162	22.31
Courier	192	76.80	0	0.00	58	23.20	250	34.44
Peripheral Role	41	64.06	0	0.00	23	35.94	64	8.82
Totals	534	73.55	1	0.14	191	26.31	726	100.00

Source: Sentence Monitoring database, U.S. Sentencing Commission

TABLE 20: COLLAPSED FUNCTIONAL ROLE BY DOWNWARD DEPARTURE STATUS FOR NON-CITIZENS

ROLE	NONE		DOWNWARD/SUBSTANTIAL ASSISTANCE		ROW TOTAL	
	Number	Row Percent	Number	Row Percent	Number	Col. Percent
High Level	10	71.43	4	28.57	14	4.90
Mid Level	34	72.34	13	27.66	47	16.43
Money/Manufacturer	19	86.36	3	13.64	22	7.69
Street	28	90.32	3	9.68	31	10.84
Courier	120	82.19	26	17.81	146	51.05
Peripheral Role	18	69.23	8	30.77	26	9.09
Totals	229	80.07	57	19.93	286	100.00

Sources: Sentence Monitoring database, U.S. Sentencing Commission
 SENTRY database, Federal Bureau of Prisons

TABLE 21: COLLAPSED FUNCTIONAL ROLE BY DEPARTURE STATUS FOR CITIZENS

ROLE	NONE		UPWARD		DOWNWARD/SUBSTANTIAL ASSISTANCE			ROW TOTAL	
	Number	Row Percent	Number	Row Percent	Number	Row Percent	Number	Col. Percent	
High Level	8	66.67	0	0.00	4	33.33	12	2.73	
Mid Level	60	60.00	0	0.00	40	40.00	100	22.73	
Money/Manufacturer	40	72.73	1	1.82	14	25.45	55	12.50	
Street	102	77.86	0	0.00	29	22.14	131	29.77	
Courier	72	69.23	0	0.00	32	30.77	104	23.64	
Peripheral Role	23	60.53	0	0.00	15	39.47	38	8.64	
Totals	305	69.32	1	0.23	134	30.45	440	100.00	

Source: Sentence Monitoring database, U.S. Sentencing Commission

TABLE 22 AVERAGE SENTENCE LENGTH IN MONTHS BY FUNCTIONAL ROLE AND CITIZENSHIP

FUNCTIONAL ROLE	CITIZENSHIP					
	Citizen			Non-Citizen		
	Average	N	S.D. ¹	Average	N	S.D.
High-Level	113.3	13	96.0	159.5	14	85.0
Mid-Level	75.1	103	45.6	93.8	49	54.5
Launderer/ Manufacturer	79.7	54	53.2	104.1	23	79.5
Street-Level	69.8	131	47.8	80.5	33	67.5
Courier	65.4	107	44.5	61.4	152	40.3
Peripheral	62.5	38	61.8	88.5	28	50.0

1. N represents the number of defendants average sentence was based on; S.D. is the standard deviation for the distribution.

Sources: Sentence Monitoring database, U.S. Sentencing Commission
SENTRY database, Federal Bureau of Prisons

TABLE 23: COLLAPSED FUNCTIONAL ROLE BY MITIGATING ROLE (SENTENCING GUIDELINES)

ROLE	MITIGATING ROLE						ROW TOTAL	
	NO			YES			Number	Col. Percent
	Number	Row Percent		Number	Row Percent			
High Level	26	96.30		1	3.70		27	3.61
Mid Level	144	94.74		8	5.26		152	20.35
Money/Manufacturer	61	78.21		17	21.79		78	10.44
Street	145	87.88		20	12.12		165	22.09
Courier	154	59.46		105	40.54		259	34.67
Peripheral Role	37	56.06		29	43.94		66	8.84
Totals	567	75.90		180	24.10		747	100.00

Source: Sentence Monitoring database, U.S. Sentencing Commission

U.S. Department of Justice

TABLE 24: COLLAPSED FUNCTIONAL ROLE BY MITIGATING ROLE FOR NON-CITIZENS

ROLE	MITIGATING ROLE						ROW TOTAL	
	NO			YES			Number	Col. Percent
	Number	Row Percent		Number	Row Percent			
High Level	13	92.86		1	7.14		14	4.68
Mid Level	49	100.00		0	0.00		49	16.39
Money/Manufacturer	17	73.91		6	26.09		23	7.69
Street	30	90.91		3	9.09		33	11.04
Courier	80	52.63		72	47.37		152	50.84
Peripheral Role	14	50.00		14	50.00		28	9.36
Totals	203	67.89		96	32.11		299	100.00

Sources: Sentence Monitoring database, U.S. Sentencing Commission
 SENTRY database, Federal Bureau of Prisons

U.S. Department of Justice

TABLE 25: COLLAPSED FUNCTIONAL ROLE BY MITIGATING ROLE FOR CITIZENS						
ROLE	MITIGATING ROLE					
	NO			YES		
	Number	Row Percent		Number	Row Percent	Col. Percent
High Level	13	100.00		0	0.00	2.90
Mid Level	95	92.23		8	7.77	22.99
Money/Manufacturer	44	80.00		11	20.00	12.28
Street	115	87.12		17	12.88	29.46
Courier	74	69.16		33	30.84	23.88
Peripheral Role	23	60.53		15	39.47	8.48
Totals	364	81.25		84	18.75	100.00

Sources: Sentence Monitoring database, U.S. Sentencing Commission
 SENTRY database, Federal Bureau of Prisons

TABLE 26: PART I. RECIDIVISM RATES BY CRIMINAL HISTORY CATEGORY FOR DRUG TRAFFICKERS IN THE 1987 RELEASE STUDY GROUP RELEASED IN THE UNITED STATES

Criminal History Category (Score in Parentheses)	Failed		Successful		Total	
	Percent	Number	Percent	Number	Percent	Number
I	(0-1)	45	19.07	191	236	55.53
II	(2-3)	17	35.42	31	48	11.09
III	(4-5)	22	40.00	33	55	12.94
IV	(7-9)	23	51.11	22	45	10.59
V	(10-12)	12	80.00	3	15	3.53
VI	(13+)	19	73.08	7	26	5.12
Total		139	32.71	286	425	100.00

PART II. MEDIAN TIME SERVED IN MONTHS FOR CITIZEN DRUG TRAFFICKERS IN THE 1987 RELEASE STUDY GROUP BY CRIMINAL HISTORY CATEGORY *

Criminal History Category	I	II	III	IV	V	VI	Total
Median Months Served	16.8	18.7	26.3	22.4	22.7	22.6	16.4

* All persons in the 1987 study group were sentenced under the old law.

PART III. MEDIAN TIME SERVED IN MONTHS FOR DRUG TRAFFICKERS SENTENCED UNDER THE GUIDELINES IN FISCAL YEAR 1992 -- ADDITIONAL MONTHS THEY WILL SERVE COMPARED TO OLD LAW OFFENDERS, AND NUMBER AND PERCENT SENTENCED, BY CRIMINAL HISTORY CATEGORY

Criminal History Category	Median Months They Will Serve	Additional Months Under New Law	Number Sentenced in FY 1992	Percent
I	51.0	34.2	9,007	52.38
II	51.9	33.2	1,937	13.48
III	51.2	44.9	1,819	12.58
IV	74.0	51.5	732	5.18
V	81.2	68.5	350	2.48
VI	138.4	125.8	614	4.38
Total			14,459	

* Estimated by reducing the median sentence by 25 percent, the maximum available good time, because some inmates may have good time taken away because of prison misconduct this will slightly underestimate the actual median time served.

U.S. Department of Justice

**TABLE 27: RECIDIVISM¹. RATES BY CRIMINAL HISTORY POINTS FOR DRUG TRAFFICKERS
IN THE 1987 RELEASE STUDY GROUP RELEASED IN THE UNITED STATES**

	0	1	2	3	4	5	6	7	8	9	10	11	12	13	Total
Failed Percent	36 18.27	9 23.08	6 28.57	11 40.74	3 27.27	8 36.36	11 50.00	10 45.45	4 44.44	9 64.29	4 66.67	4 100.00	4 80.00	4 73.08	19 32.47
Success- full Percent	161 81.73	30 76.92	15 71.43	16 59.26	8 72.73	14 63.64	11 50.00	12 54.55	5 55.56	5 35.71	2 33.33	0 00.00	1 20.00	7 26.92	287 67.53
Total Percent	197 46.35	39 9.18	21 4.94	27 6.35	11 2.59	22 5.18	22 5.18	22 5.18	9 2.12	14 3.29	6 1.41	4 0.94	5 1.18	26 6.12	425 100.00

¹ Recidivism was defined as rearrest or parole revocation within three years of release.

Source: Harer, Miles D. "Recidivism Among Federal Inmates in 1987: A Preliminary Report, Bureau of Prisons, 1993

U.S. Department of Justice

TABLE 28: SENTENCING OUTCOMES FOR LOW LEVEL DRUG OFFENDERS SENTENCED IN FISCAL YEAR 1985 AND THOSE SENTENCED IN FISCAL YEAR 1992 BY DRUG AMOUNT FOR THOSE WITH ZERO CRIMINAL HISTORY POINTS									
Marijuana Equivalent Kgs	FY 1985					FY 1992 SAMPLE			
	Number Sentenced	Number Receiving Probation	Percent Receiving Probation	Number To Prison	For Those Sentenced To Prison, Mean Months Served	Number Sentenced To Prison	Estimated Mean Months in Prison *		
< .25	9	3	33.3	6	1.9	5	38.3		
.25 < 1	15	7	46.7	8	11.4	0	NA		
1 < 2.5	31	21	67.7	10	16.3	0	NA		
2.5 < 5	8	0	0.0	8	9.9	0	NA		
5 < 10	10	2	20.0	8	5.0	4	32.5		
10 < 20	474	140	29.5	334	12.4	3	27.2		
20 < 40	195	40	20.5	155	9.1	20	22.5		
40 < 60	153	40	26.1	113	20.0	17	22.0		
60 < 80	88	6	6.8	82	26.1	19	29.7		
80 < 100	64	17	26.6	47	17.6	27	35.4		
100 < 400	711	200	28.1	511	22.1	118	45.3		
400 < 700	361	44	12.2	317	22.1	54	47.5		
700 < 1000	101	6	5.9	95	22.7	42	61.9		
1000 < 3000	305	12	3.9	293	33.9	80	77.1		
3000 < 1 mil.	491	45	9.2	446	30.1	41	83.9		
1 mil. < 3 mil.	376	22	5.9	354	59.5	21	95.0		

Continued on next page ...

U.S. Department of Justice

TABLE 28: SENTENCING OUTCOMES FOR LOW LEVEL DRUG OFFENDERS SENTENCED IN FISCAL YEAR 1985 AND THOSE SENTENCED IN FISCAL YEAR 1992 BY DRUG AMOUNT FOR THOSE WITH ZERO CRIMINAL HISTORY POINTS (CONT.)

	FY 1985					FY 1992 Sample		
	Number Sentenced	Number Receiving Probation	Percent Receiving Probation	Number To Prison	For Those Sentenced To Prison, Mean Months Served	Number Sentenced To Prison	Estimated Mean Months in Prison *	
Marijuana Equivalent Kgs								
3 mil. < 10 mil.	61	6	9.8	55	59.5	20	123.8	
10 mil. < 30 mil.	6	0	0.0	6	70.4	8	148.6	
> 30 mil	2	1	50.0	1	17.9	14	120.8	
TOTAL	3461	612	17.7	2849	24.9	493	61.2	

* Estimated by taking 85 percent of prison sentence.

Source: Enhanced sample of convicted offenders sentenced in FY 1985. Refer to "Supplementary Report on the Initial Sentencing Guidelines and Policy Statements," U.S. Sentencing Commission, 1987.

U.S. Department of Justice

TABLE 29: SENTENCING OUTCOMES FOR LOW LEVEL DRUG OFFENDERS SENTENCED IN FISCAL YEAR 1985 AND THOSE SENTENCED IN FISCAL YEAR 1992 BY DRUG AMOUNT FOR THOSE WITH ONE HISTORY POINTS							FY 1992 SAMPLE		
Marijuana Equivalent Kgs	FY 1985						For Those Sentenced To Prison, Mean Months Served	Number Sentenced To Prison	Estimated Mean Months in Prison *
	Number Sentenced	Number Receiving Probation	Percent Receiving Probation	Number to Prison	Mean Months Served	Number Sentenced To Prison			
< .25	21	13	61.9	8	4.6	1	34.9		
.25 < 1	0	0	0.0	0	NA	0	NA		
1 < 2.5	23	14	60.9	9	16.3	0	NA		
2.5 < 5	2	2	100.0	0	NA	0	NA		
5 < 10	0	0	0.0	0	NA	0	NA		
10 < 20	145	29	20.0	116	18.2	0	NA		
20 < 40	67	6	9.0	61	15.7	1	20.4		
40 < 60	76	21	27.6	55	12.5	5	33.7		
60 < 80	10	0	0.0	10	18.9	3	30.9		
80 < 100	5	2	40.0	3	10.7	4	23.4		
100 < 400	91	1	1.1	90	29.7	16	49.7		
400 < 700	45	2	4.4	43	30.8	9	50.4		
700 < 1000	7	0	0.0	7	59.7	0	NA		
1000 < 3000	58	6	10.3	52	28.3	11	88.2		
3000 < 1 ml1.	108	22	20.4	86	53.0	9	88.0		

Continued on next page ...

U.S. Department of Justice

TABLE 29: SENTENCING OUTCOMES FOR LOW LEVEL DRUG OFFENDERS SENTENCED IN FISCAL YEAR 1985 AND THOSE SENTENCED IN FISCAL YEAR 1992 BY DRUG AMOUNT FOR THOSE WITH ONE CRIMINAL HISTORY POINTS (CONT.)

Marijuana Equivalent KGs	FY 1985					FY 1992 SAMPLE		
	Number Sentenced	Number Receiving Probation	Percent Receiving Probation	Number To Prison	For Those Sentenced To Prison, Mean Months Served	Number Sentenced To Prison	Estimated Mean Months in Prison *	
1 mil. < 3 mil.	26	0	0.0	26	46.7	3	80.8	
3 mil. < 10 mil.	43	0	0.0	43	31.7	6	86.1	
10 mil < 30 mil.	10	0	0.0	10	32.0	3	204.0	
> 30 mil.	0	0	0.0	0	NA	2	85.0	
TOTAL	737	118	16.0	619	28.0	73	68.0	

* Estimated by taking 85 percent of prison sentence.

Source: Sample of 767 defendants sentenced in 1992. Sentence Monitoring Database, U.S. Sentencing Commission

TABLE 30. THE RELATIONSHIP BETWEEN COLLAPSED FUNCTIONAL ROLE AND DRUG QUANTITY

Marijuana Equivalent Kgs	Functional Role												Row Totals	
	High-Level Dealer		Street- level Dealer		Courier		Peripheral		Number	Percent	Row Totals			
	N	Pct	N	Pct	N	Pct	N	Pct						
< .25	15	6.58	12	8.51	2	0.86	5	8.33	34	5.14				
.25 < 1	0	0.00	2	1.42	0	0.00	0	0.00	2	0.30				
1 < 2.5	1	0.44	0	0.00	0	0.00	0	0.00	1	0.15				
2.5 < 5	1	0.00	1	0.71	0	0.00	0	0.00	2	0.30				
5 < 10	1	0.44	2	1.42	2	0.86	0	0.00	5	0.76				
10 < 20	0	0.00	2	1.42	0	0.00	1	1.67	3	0.45				
20 < 40	4	1.75	11	7.80	10	4.29	1	1.67	26	3.93				
40 < 60	6	2.63	7	4.96	9	3.86	2	3.33	24	3.63				
60 < 80	4	1.75	4	2.84	14	6.01	3	5.00	25	3.78				
80 < 100	11	4.82	7	4.96	12	5.15	2	3.33	32	4.83				
100 < 400	41	17.98	38	26.95	62	26.61	10	16.67	151	22.81				
400 < 700	23	10.09	9	6.38	29	12.45	5	8.33	66	9.97				
700 < 1000	14	6.14	8	5.67	23	9.87	1	1.67	46	6.95				
1000 < 3000	43	18.86	16	11.35	30	12.88	13	21.67	102	15.41				
3000 < 1 mil.	23	10.09	16	11.35	16	6.87	4	6.67	59	8.91				
1 mil. < 3 mil.	14	6.14	0	0.00	8	3.43	3	5.00	25	3.78				
3 mil. < 10 mil.	13	5.70	2	1.42	11	4.72	3	5.00	29	4.38				
10 mil. < 30 mil.	5	2.19	1	0.71	4	1.72	1	1.67	11	1.66				
< 30 mil.	9	3.95	3	2.13	1	0.43	6	10.00	19	2.87				

Source: Sample of 767 defendants sentenced in FY 1992. Sentence Monitoring database, U.S. Sentencing Commission.

Figure 1

Drug Law Offenders Currently Sentenced

Cross Section ("Snapshot" of BOP Drug Law Offenders, June 1993)

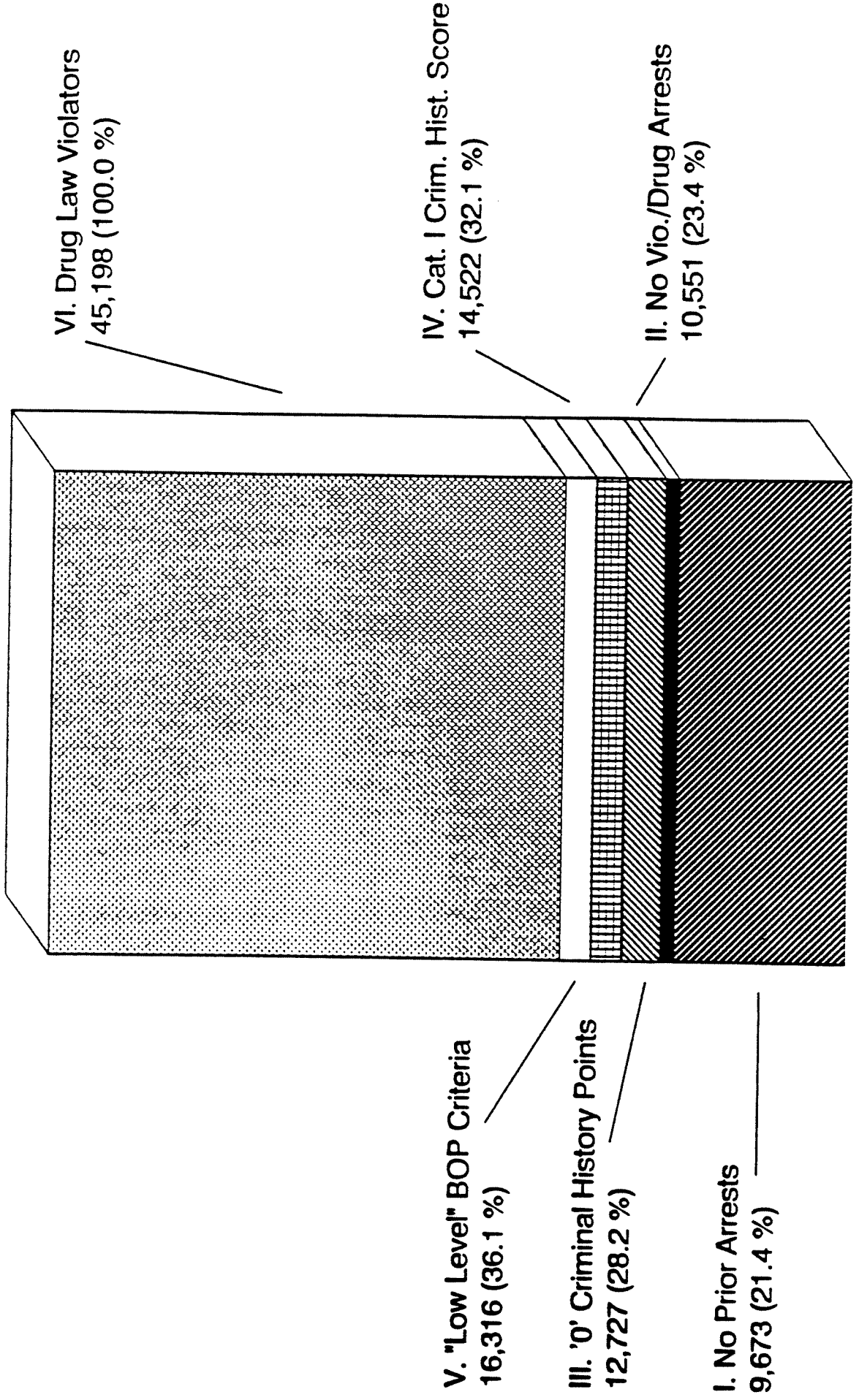


Figure 2

Guideline Drug Law Offenders Sentenced Fiscal Year 1992 Cohort

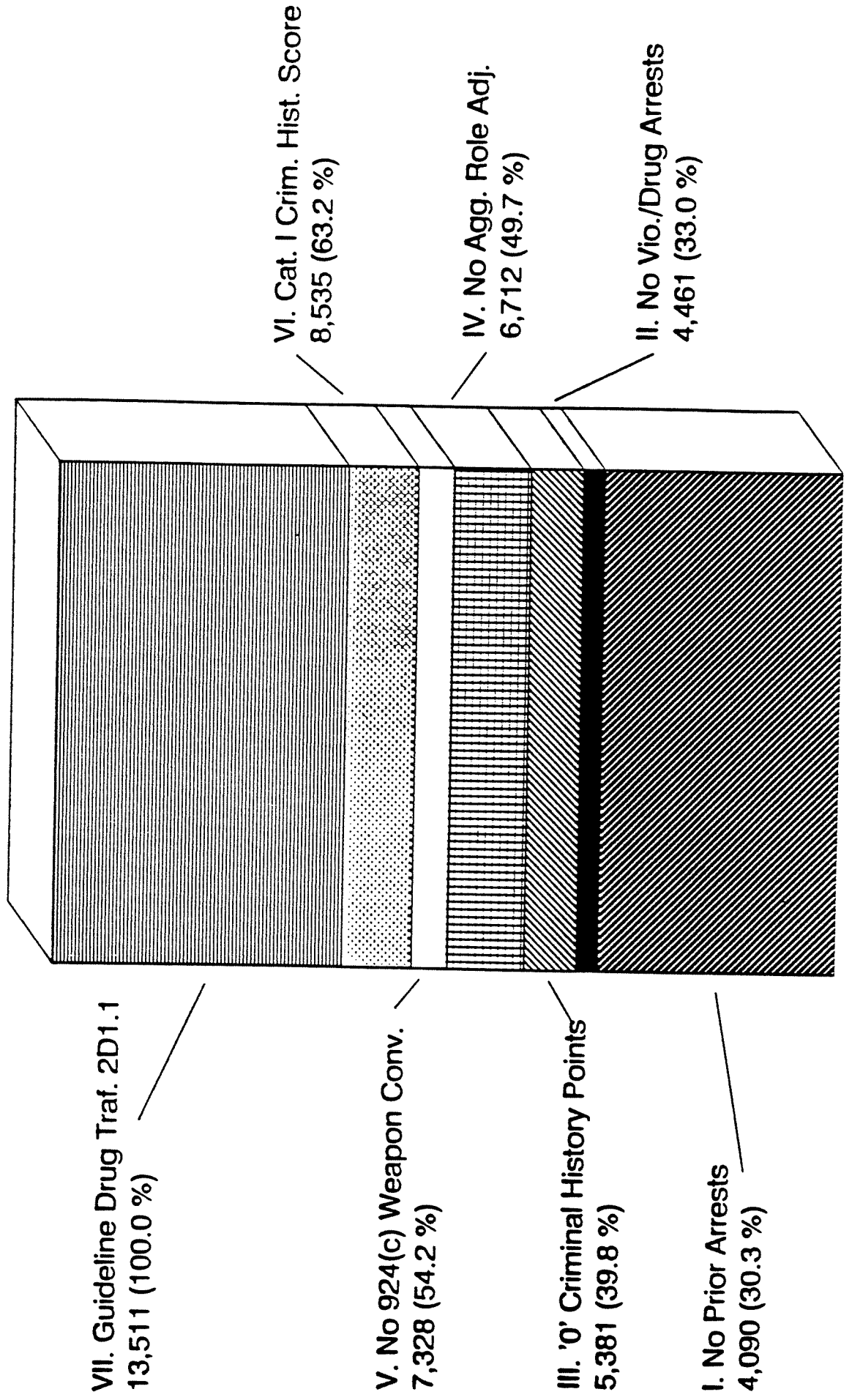


FIGURE 3A

Drug offense severity levels for defendants having different functional roles.

DRUG SEVERITY

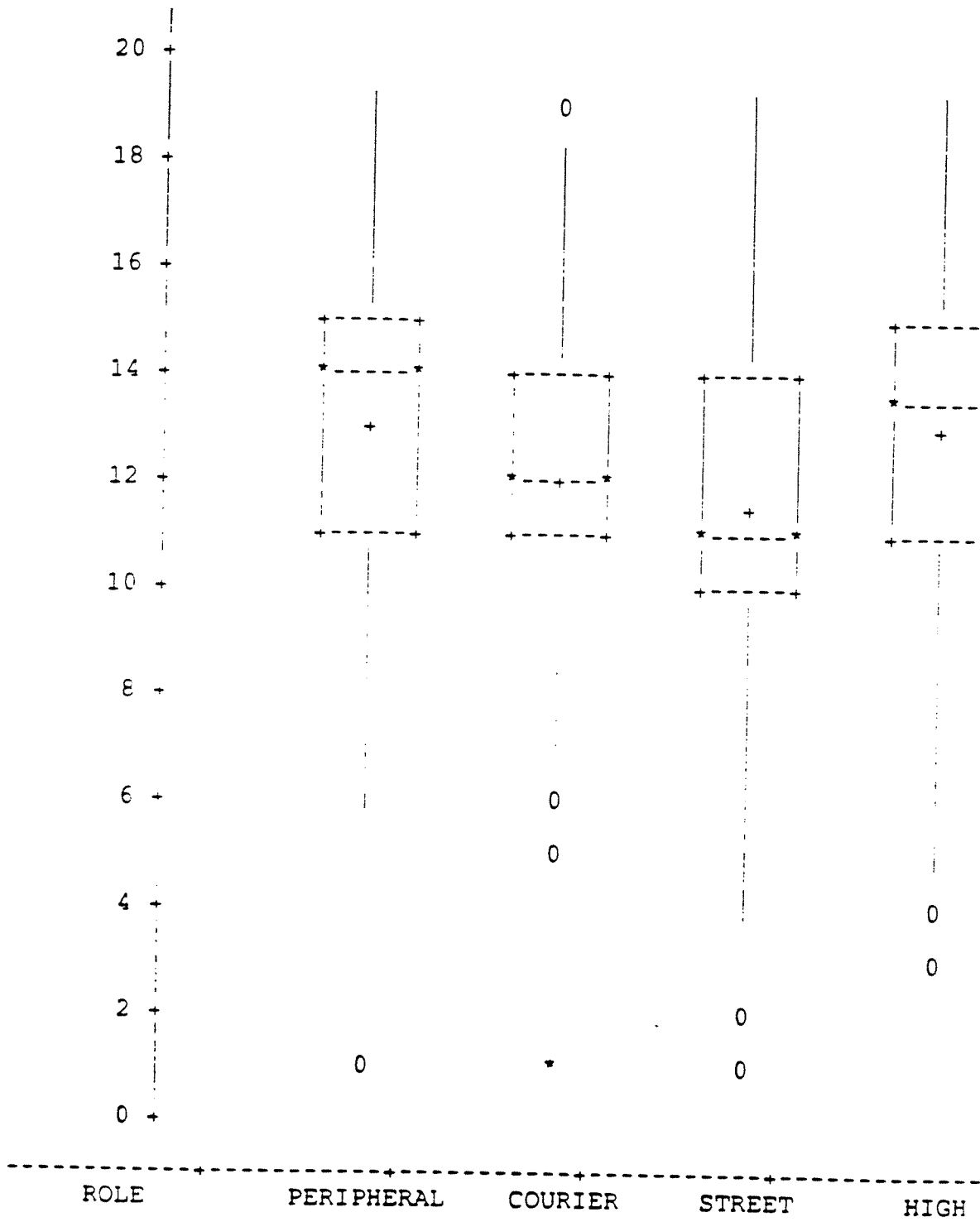


FIGURE 3B

Guideline minimum sentences (in months) for defendants having different functional roles.

GUIDELINE MINIMUM SENTENCE

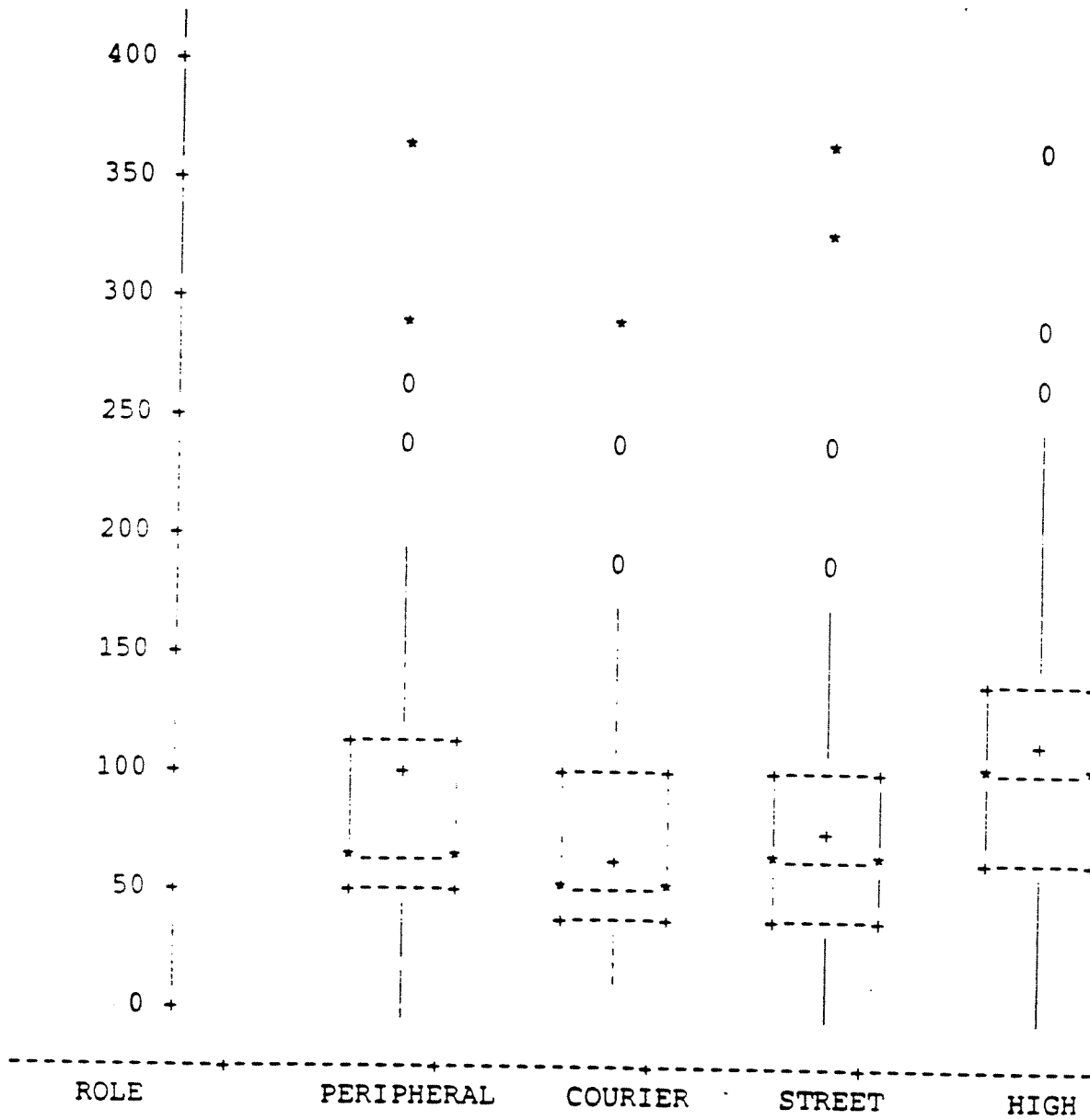
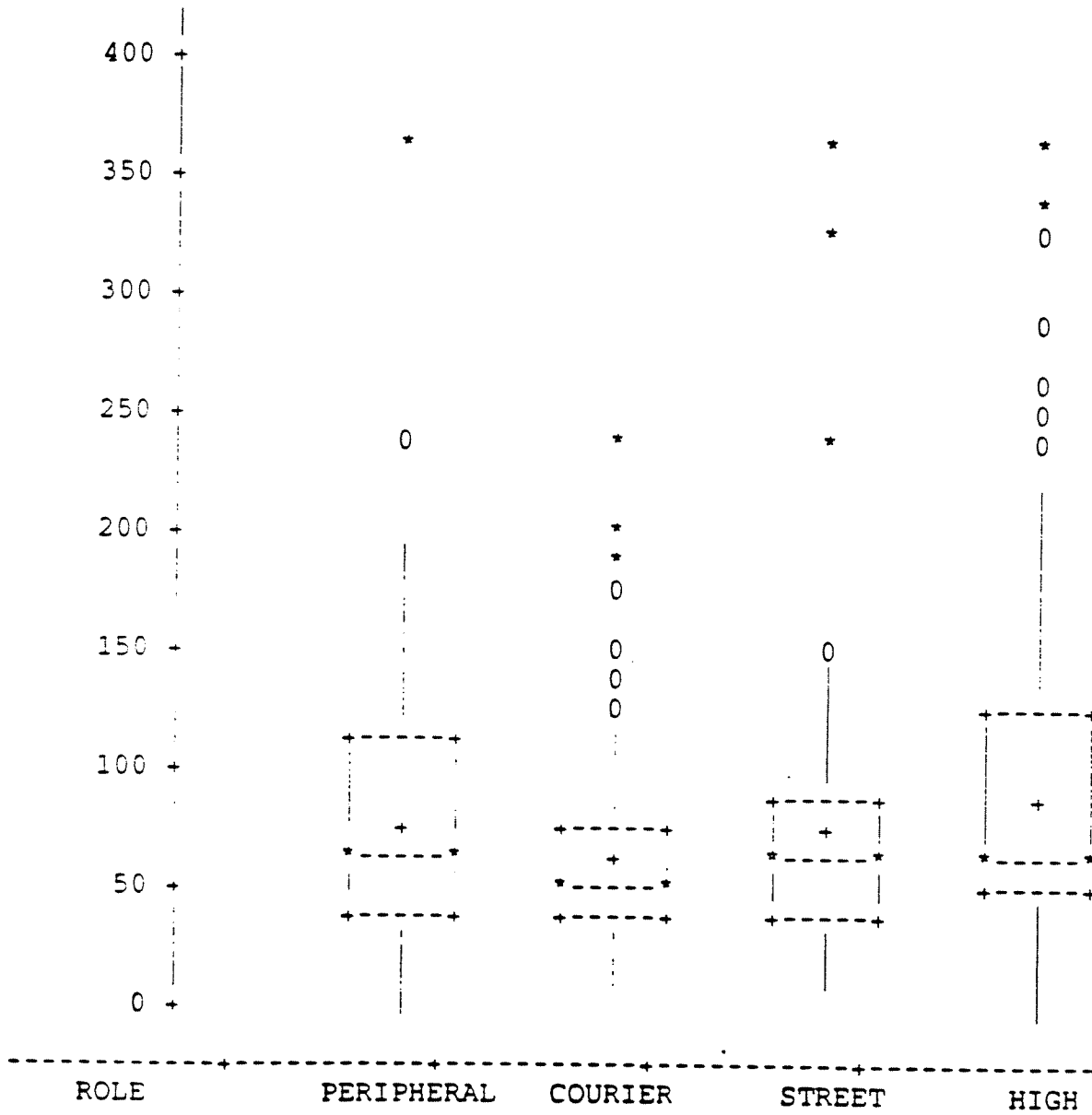


FIGURE 3C

Average prison sentence (in months) for defendants having different functional roles.

AVERAGE PRISON SENTENCE



Appendix A.

Sample Selection

A sample of "low-level" drug offenders was selected by running against the Bureau of Prisons automated file of inmates (SENTRY). Prior to this sample selection, the Office of Research and Evaluation (ORE) used criteria similar to those referenced below to generate descriptive statistics on "low-level" drug offenders. In June 1993, there were 76,835 sentenced inmates in both Bureau and contract facilities monitored by the BOP. Of those sentenced offenders, 45,198 (59 percent) were convicted of drug offenses. Of sentenced drug offenders, 16,316 (36.1 percent) were considered "low-level" drug defendants. For the present analysis, the following sample selection criteria were used to select inmates from the BOP automated files.

Drug Offense Conviction: Includes only those inmates whose instant offense included a drug offense.

No Previous Commitments: Includes only those inmates who have no documented history of a commitment of any length from a prior conviction. Juvenile or YCA adjudication records were used unless expunged or vacated.

Sentenced in 1992: Includes only those inmates who had their sentences imposed in 1992. This criterion was chosen as a practical matter. The U.S. Sentencing Commission records which were used to code the data are only readily available through 1991. Department of Justice staff also expressed a concern that AUSA's records were not readily accessible for defendants sentenced in earlier years.

No Record of a Firearm in the Instant Offense: Excludes those inmates whose current offense involved the possession of a firearm and it is apparent that firearms were intended to influence the commission of the offense. An inmate was excluded if a weapon was not necessarily used in the offense but was in close proximity (e.g., in the inmate's vehicle or residence) to the inmate when he/she was apprehended.

No Record of Previous Violence: Excludes those inmates who have a prior record of violence, including prior institutional behavior, prior conviction offenses, or any other information implying violent past behavior. Juvenile or YCA adjudication records can be used unless expunged or vacated.

This selection resulted in 6,554 inmates. After deleting inmates who were sentenced prior to implementation of the Sentencing Reform Act (SRA), 6,302 offenders remained. This data set was merged with data from the U.S. Sentencing Commission. There were matches on 5,855 offender. Two additional selection criteria were applied to the data based on USSC information:

Aggravating Role: Excludes those inmates who received an adjustment under the guidelines for an aggravating (important) role in the offense.

Mandatory-Minimum Sentence: Includes only those inmates who were convicted of an offense that carries a mandatory-minimum penalty.

After applying the aggravating role criteria and excluding defendants with missing data as well, 5,099 inmates remained. Of those 5,099 offenders, 32.5 percent (1,657) had no indication of a mandatory-minimum penalty. Thus, there were 3,442 offenders remaining in the data set after all the above criteria had been applied. In order to supplement our knowledge of these cases, two samples were selected from the data set. Offenders were sampled using judicial district and citizenship as sampling strata, i.e., inmates were proportionally sampled based on those two criteria. Sample 1 included defendants from the pool of 5,099 who did and did not have a mandatory-minimum penalty indicated. This sample contained 767 offenders.

In addition, 7 cases were randomly selected from 18 districts. This sample (Sample 2) was restricted to mandatory-minimum cases only; however, most of the offenders overlapped with Sample 1. There were only 40 offenders in sample 2 who were not in sample 1. These offenders were from districts represented in sample 2 which had fewer than 7 offenders represented in sample 1.

For the first samples 1 and 2, a code sheet was filled out which included information not contained in automated files. These data included marital status, employment history, drug abuse, types and amounts of drugs pertaining to the instant offense, gang affiliation, and whether a weapon was possessed or used in the current offense. For the 126 cases from the 18 jurisdictions in addition to the coding form, a protocol was filled out by two groups of Department of Justice staff. The protocol asked for responses to the following questions:

1. With what offense or offenses was the defendant charged?
2. How many other defendants were there in this case?
3. In broad terms, describe the nature of case against this defendant and his/her co-defendants, e.g. "buy bust", undercover buy, "cold hit", Title III, historical conspiracy, violent crime initiative, or other (refer to the indictment if necessary).
4. What role did the defendant play in the organization or scheme?
5. Describe the defendant's specific conduct.
6. Using the attached descriptions, specify the defendant's "role in the offense."
7. What brought this case to your attention and influenced you to charge the defendant in this case (and with a mandatory minimum offense)?
8. Describe the defendant's background, including the following characteristics, if applicable:
 - a. The extent and nature of past criminal activity, charged or uncharged, including juvenile offenses, if known.
 - b. The nature of past and present criminal associations, including any involvement with gang or organized criminal activity.

c. Any history of charged or uncharged violence (with or without firearms) or association with violent individuals.

9. Was there anything incriminating or aggravating about this defendant that was not taken into consideration at sentencing and not made part of the record to your knowledge?
10. Was there anything mitigating or sympathetic about this defendant that was not taken into consideration at sentencing and not made part of the record to your knowledge?
11. Did the defendant provide substantial assistance? If so, what was the extent of the departure? Was the departure based on a 5K1.1 or a Rule 35 motion?
12. Did the trial judge comment upon the application of the mandatory minimum sentence in this particular instance?
13. Do you have any additional comments about this defendant?

Appendix B.

Explanation and Coding Scheme for Role in the Offense

Indicate the most serious (not necessarily the primary) specific function or task performed by the defendant in the criminal activity.

High-Level Dealer/Importer: Purchases or imports drugs near the top of the drug distribution chain, and distributes drugs to other high-level or mid-level dealers; or leads, directs, or otherwise runs a significant drug organization.

Pilot/Boat Captain: Transports a large cargo of drugs in a boat or an airplane .

Mid-Level Dealer: Distributes large quantities to other mid-level dealers or to street-level dealers. This category includes "spot" dealers who are the "owners" of a specific street corner or spot and distribute drugs to street level dealers.

Street-Level Dealer: Distributes small quantities directly to the user.

Manufacturer/Mill Manager: Manufactures a controlled substance and /or manages and oversees a packaging operation called a mill.

Financier: Provides money for purchase, importation, manufacture, cultivation, transportation, or distribution of drugs.

Money Launderer: Arranges for or assists in concealment, transportation, and laundering of drug-related proceeds.

Bodyguard/Strongman/Debt Collector: Provides physical and personal security for another participant in the criminal activity; collects debts owed, or punishes recalcitrant persons or competitors.

Broker/Steerer/Go-Between: Arranges for two parties to buy/sell drugs, or directs potential buyer to a potential seller.

Courier: Transports or carries drugs with the assistance of a vehicle or other equipment. Includes situations where defendant, who is otherwise considered to be a crewmember, is the only participant directing a vessel (e.g., a go-fast boat) onto which drugs had been loaded from a "mother ship."

Mule: Transports or carries drugs internally or on their person, often by airplane, or by walking across a border. Also includes a defendant who only transports or carries drugs in baggage, souvenirs, clothing, or otherwise.

Renter/Storer: Provides, for profit/compensation, own residence or other's, structures (barrs, storage bins, buildings), land, or equipment for use to further the criminal activity.

Moneyrunner: Transports/carries money from the purchase or sale of drugs in the criminal activity.

Off-loader/Loader: Performs the physical labor required to put large quantities of drugs into storage or hiding or onto some mode of transportation.

Gofer/Lookout/Deckhand/Worker/Employee: Performs very limited, low-level function in the criminal activity (whether or not ongoing); includes running errands, answering the telephone, receiving packages, packaging the drugs (e.g., millworker), manual labor, acting as lookout to provide early warnings during meetings, exchanges, or off-loading, or acting as deckhand/crewmember on vessel or aircraft used to transport large quantities of drugs.

Enabler (Passive): Plays no more than passive role in criminal activity, knowingly permitting certain unlawful criminal activity to take place without affirmatively acting in any way to further such activity; may be coerced or unduly influenced to play such a function (e.g., a parent or grandparent threatened with displacement from a home unless they permit the activity to take place), or may do so as "a favor" (without compensation); may include the rare case of a "passenger" or one of two "drivers" of a vehicle transporting drugs, where the defendant is almost certainly unaware of the presence of drugs in the vehicle.

User Only: Possessed small amount of drugs apparently for personal use only; no apparent function in any conspiratorial criminal activity.

Appendix C

Variable	Explanation of Variables
LPRISON	log of prison sentence (in months)
INTERCEP	intercept of equation
LSTDDRUG	log of drug amount in marijuana equivalence weight
TOTCHPTS	total criminal history points
TRIAL1	trial = 1, plea = 0
HELP	substantial assistance = 1, otherwise 0
AGE	age in years
MALE	male = 1, female = 0
BLACK	black = 1, white = 0
CITIZEN	U.S. citizen = 1, non-citizen = 0
SPOUSE	married or common law = 1, otherwise 0
HIGHMID	high- or mid-level dealer = 1, otherwise 0 ⁴⁰
STREET	street-level dealer = 1, otherwise 0
MONMANF	money launderer/manufacturer = 1, otherwise 0
COURIER	courier = 1, otherwise 0
FEMPLOY	employed = 1, not employed = 0
SPS_WRK	interaction of marriage and employment

⁴⁰ The referent vector for all four functional role dummy variables was peripheral role.

Appendix C. Cont'd.

Model: A Dependent Variable: LPRISON

Analysis of Variance

Source	DF	Sum of Squares	Mean Square	F Value	Prob>F
Model	14	124.10872	8.86491	28.948	0.0001
Error	558	170.87959	0.30624		
C Total	572	294.98832			
Root MSE	0.55339	R-square	0.4207		
Dep Mean	4.06594	Adj R-sq	0.4062		
C.V.	13.61029				

Parameter Estimates

Variable	DF	Parameter Estimate	Standard Error	T for H0: Parameter=0	Prob > T
INTERCEP	1	3.099528	0.14104160	21.976	0.0001
LSTDDRUG	1	0.127208	0.00877921	14.490	0.0001
TOTCHPTS	1	0.063629	0.06942541	0.917	0.3598
TRIAL	1	0.480377	0.06338010	7.579	0.0001
HELP	1	-0.284939	0.06506073	-4.380	0.0001
AGE	1	0.001317	0.00242552	0.543	0.5875
MALE	1	0.082221	0.06350204	1.295	0.1959
BLACK	1	0.097701	0.05492159	1.779	0.0758
CITIZEN	1	-0.125232	0.05247816	-2.386	0.0173
SPOUSE	1	-0.017151	0.04958047	-0.346	0.7295
MITROLHI	1	-0.188501	0.05817960	-3.240	0.0013
HIGHMID	1	0.180498	0.09316886	1.937	0.0532
STREET	1	0.089757	0.09663618	0.929	0.3534
MONMANF	1	0.261446	0.10829669	2.414	0.0161
COURIER	1	-0.000832	0.08651129	-0.010	0.9923

Variable	DF	Standardized Estimate
INTERCEP	1	0.00000000
LSTDDRUG	1	0.50583831
TOTCHPTS	1	0.03007882
TRIAL	1	0.25901214
HELP	1	-0.15586377
AGE	1	0.01843848
MALE	1	0.04297279
BLACK	1	0.06198739
CITIZEN	1	-0.08667011
SPOUSE	1	-0.01194943
MITROLHI	1	-0.11717394
HIGHMID	1	0.10620501
STREET	1	0.05058685
MONMANF	1	0.10820343
COURIER	1	-0.00055988

Appendix C. Cont'd.

Model: B Dependent Variable: LPRISON

Analysis of Variance

Source	DF	Sum of Squares	Mean Square	F Value	Prob>F
Model	15	124.13385	8.27559	26.979	0.0001
Error	557	170.85447	0.30674		
C Total	572	294.98832			
Root MSE	0.55384	R-square	0.4208		
Dep Mean	4.06594	Adj R-sq	0.4052		
C.V.	13.62150				

Parameter Estimates

Variable	DF	Parameter Estimate	Standard Error	T for H0: Parameter=0	Prob > T
INTERCEP	1	3.093926	0.14250844	21.710	0.0001
LSTDDRUG	1	0.127331	0.00879704	14.474	0.0001
TOTCHPTS	1	0.063315	0.06949124	0.911	0.3626
TRIAL	1	0.479429	0.06351870	7.548	0.0001
HELP	1	-0.285756	0.06517684	-4.384	0.0001
AGE	1	0.001316	0.00242752	0.542	0.5881
MALE	1	0.079208	0.06442080	1.230	0.2194
BLACK	1	0.098437	0.05502681	1.789	0.0742
CITIZEN	1	-0.128416	0.05368732	-2.392	0.0171
SPOUSE	1	-0.017962	0.04970220	-0.361	0.7179
MITROLHI	1	-0.187796	0.05827960	-3.222	0.0013
HIGHMID	1	0.182142	0.09342225	1.950	0.0517
STREET	1	0.092128	0.09706973	0.949	0.3430
MONMANF	1	0.263157	0.10855075	2.424	0.0157
COURIER	1	-0.001460	0.08661037	-0.017	0.9866
FEMPLOY	1	0.014232	0.04972892	0.286	0.7748

Appendix C. Cont'd.

MODEL B: Continued.

Variable	DF	Standardized Estimate
INTERCEP	1	0.00000000
LSTDDRUG	1	0.50632955
TOTCHPTS	1	0.02993048
TRIAL	1	0.25850111
HELP	1	-0.15631055
AGE	1	0.01842332
MALE	1	0.04139768
BLACK	1	0.06245378
CITIZEN	1	-0.08887424
SPOUSE	1	-0.01251463
MITROLHI	1	-0.11673573
HIGHMID	1	0.10717203
STREET	1	0.05192272
MONMANF	1	0.10891177
COURIER	1	-0.00098263
FEMPLOY	1	0.00967120

Appendix C. Cont'd.

Model: C, Dependent Variable: LPRISON

Analysis of Variance

Source	DF	Sum of Squares	Mean Square	F Value	Prob>F
Model	16	124.47814	7.77988	25.369	0.0001
Error	556	170.51017	0.30667		
C Total	572	294.98832			
Root MSE	0.55378	R-square	0.4220		
Dep Mean	4.06594	Adj R-sq	0.4053		
C.V.	13.62000				

Parameter Estimates

Variable	DF	Parameter Estimate	Standard Error	T for H0: Parameter=0	Prob > T
INTERCEP	1	3.109941	0.14329215	21.704	0.0001
LSTDDRUG	1	0.127042	0.00880031	14.436	0.0001
TOTCHPTS	1	0.062809	0.06948523	0.904	0.3664
TRIAL	1	0.477153	0.06354803	7.509	0.0001
HELP	1	-0.288175	0.06520962	-4.419	0.0001
AGE	1	0.001497	0.00243326	0.615	0.5388
MALE	1	0.079125	0.06441375	1.228	0.2198
ELACK	1	0.096484	0.05505160	1.753	0.0802
CITIZEN	1	-0.125165	0.05376906	-2.328	0.0203
SPOUSE	1	-0.080930	0.07746904	-1.045	0.2966
MITROLHI	1	-0.185603	0.05830993	-3.183	0.0015
HIGHMID	1	0.191060	0.09379044	2.037	0.0421
STREET	1	0.098935	0.09727142	1.017	0.3095
MONMANF	1	0.275288	0.10914093	2.522	0.0119
COURIER	1	0.008724	0.08713260	0.100	0.9203
FEMPLOY	1	-0.036869	0.06927069	-0.532	0.5948
SPS_WRK	1	0.102313	0.09656143	1.060	0.2898

Appendix C. Cont'd.

Model C: Continued.

Variable	DF	Standardized Estimate
INTERCEP	1	0.00000000
LSTDDRUG	1	0.50517832
TOTCHPTS	1	0.02969128
TRIAL	1	0.25727367
HELP	1	-0.15763356
AGE	1	0.02095836
MALE	1	0.04135454
BLACK	1	0.06121504
CITIZEN	1	-0.08662377
SPOUSE	1	-0.05638627
MITROLHI	1	-0.11537245
HIGHMID	1	0.11241981
STREET	1	0.05575912
MONMANF	1	0.11393222
COURIER	1	0.00587026
FEMPLOY	1	-0.02505364
SPS_WRK	1	0.06686000

Appendix D

Protocol for Coding U.S. Sentencing Commission Files

1) CODER'S INITIALS: DATE CODED: / /
M M D D Y Y

2A) BOP REGISTER NUMBER: -

2B) INTERNAL KEY:

2C) USSC ID:

3) INMATE NAME:
(last) (first)

4) FBI NUMBER:

5) WEAPON in any current offense:

- (1) NONE
- (2) IMPLIED ONLY
- (3) POSSESS FIREARM
- (4) FIREARM: AS THREAT
- (5) FIREARM: TO CAUSE BODILY HARM
- (6) POSSESS KNIFE
- (7) KNIFE: AS THREAT
- (8) KNIFE: TO CAUSE BODILY HARM
- (9) POSSESS OTHER WEAPON
- (10) OTHER WEAPON AS THREAT
- (11) OTHER: TO CAUSE BODILY HARM
- (12) 1 OR 2 AND BODILY HARM
- (13) CO-DEFENDANT WITH A WEAPON
- (99) MISSING OR UNKNOWN

6) Was subject EMPLOYED (Verified Employment) at the time of ARREST OR REVOCATION leading to the current commitment?

- (1) YES
- (2) NO
- (3) NOT EMPLOYABLE (e.g. institutionalized)
- (9) NO INFO

7) Marriage Status at Commitment:

- (1) SINGLE
- (2) MARRIED
- (3) WIDOWED
- (4) DIVORCED
- (5) SEPARATED
- (6) COMMON LAW
- (7) OTHER
- (9) NOT KNOWN

8) VERIFIED EMPLOYMENT (OR FULL-TIME SCHOOL ATTENDANCE) for a total of at least 6 months during the last 2 years in the community prior to the current commitment?

- (1) YES
- (2) NO
- (9) NOT KNOWN

DRUG USE INFORMATION

9) ANY DRUG USE EVER

- (1) YES
 (2) NO

Any use ever, of:

- 10) OPIATES 11) HALLUCINOGENS 12) COCAINE 13) OTHER STIMULANTS
14) BARBITURATES 15) MARIJUANA 16) ALCOHOL 17) OTHER ILLEGAL DRUGS

ANY DRUG USE IN LAST FREE YEAR IN THE COMMUNITY

Any use in the last year, of:

- 18) OPIATES 19) HALLUCINOGENS 20) COCAINE 21) OTHER STIMULANTS
22) BARBITURATES 23) MARIJUANA 24) ALCOHOL 25) OTHER ILLEGAL DRUGS

DRUG USE IN CURRENT OFFENSE

During the current offense, was the individual UNDER THE INFLUENCE OF:

- 26) OPIATES 27) HALLUCINOGENS 28) COCAINE 29) OTHER STIMULANTS
30) BARBITURATES 31) MARIJUANA 32) ALCOHOL 33) OTHER ILLEGAL DRUGS

HISTORY OF DRUG USE

Used any of the following drugs 5 or more times:

- 34) OPIATES 35) HALLUCINOGENS 36) COCAINE 37) OTHER STIMULANTS
38) BARBITURATES 39) MARIJUANA 40) History of abuse (involved in current offense and/or indication of abuse on PSI e.g., 2 DWI's referral to alcohol treatment) of ALCOHOL.
41) OTHER ILLEGAL DRUGS

42) ROLE IN CURRENT OFFENSE:

-
01. High-Level Dealer
 02. Pilot/Boat Captain
 03. Mid-Level Dealer
 04. Street-Level Dealer
 05. Manufacturer/Mill Manager
 06. Financier
 07. Money Launderer
 08. Bodyguard/Strongman/Debt Collector
 09. Broker/Steerer/Go-Between
 10. Courier
 11. Mule
 12. Renter/Storer
 13. Moneyrunner
 14. Off-loader/Loader
 15. Gopher/Lookout/Deckhand/Worker/Employee
 16. Enabler (Passive)
 17. User Only

43) Drug Type, Current Conviction (Check if appropriate and fill in amount in grams)

HEROIN/OPIATES

Amount in grams

CRACK/COCAINE BASE

Amount in grams

COCAINE

Amount in grams

HALLUCINOGENS

Amount in grams

BARBITURATES

Amount in grams

STIMULANTS

Amount in grams

MARIJUANA

Amount in grams

OTHER ILLEGAL DRUGS

Amount in grams

